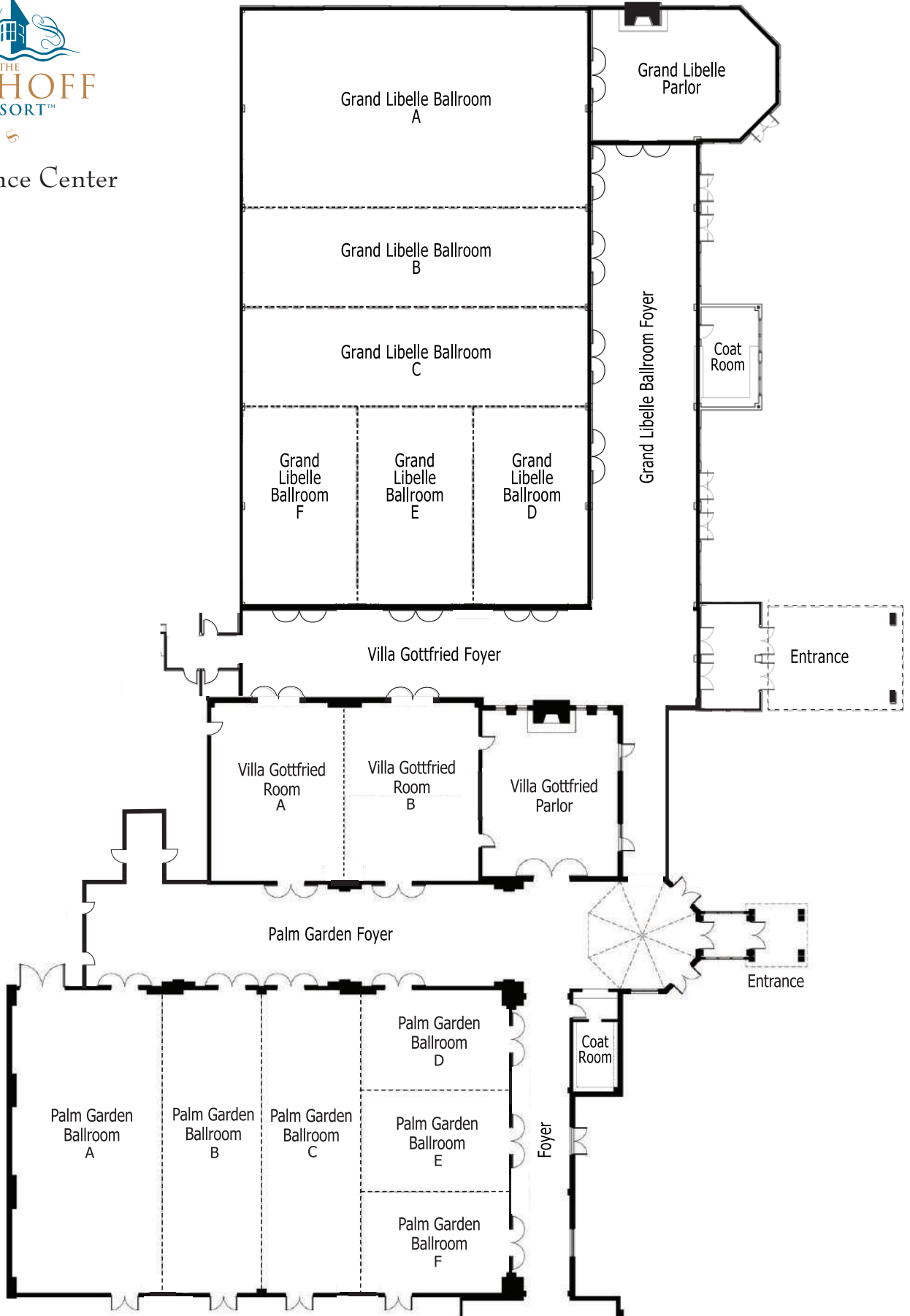




Conference Center

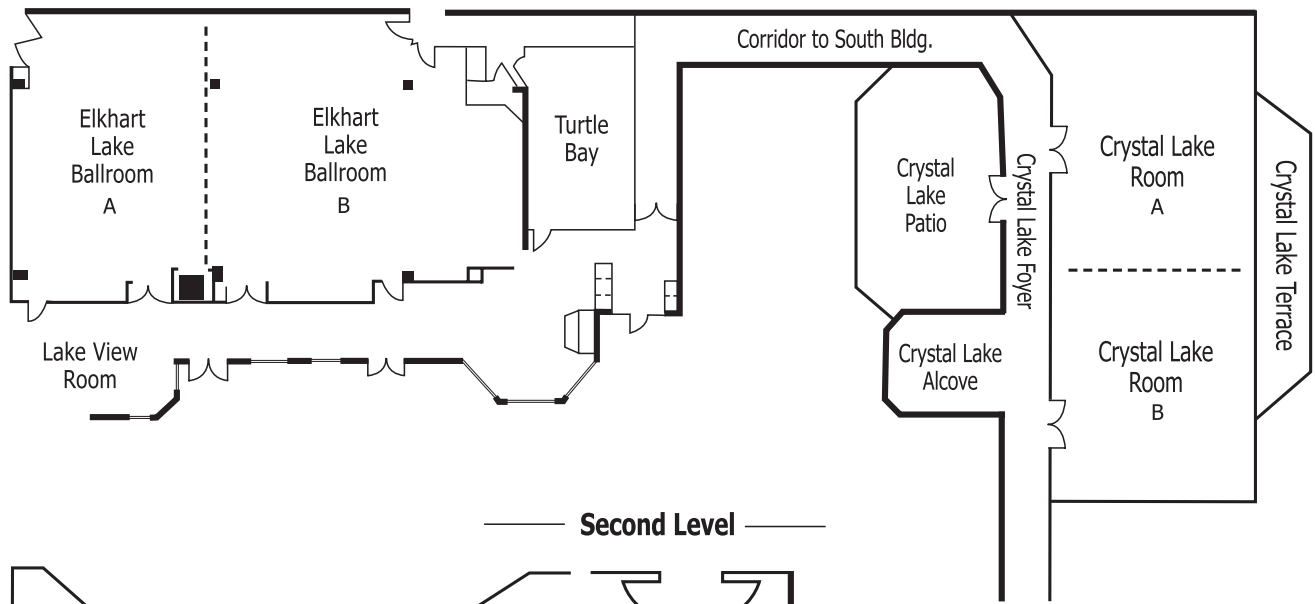




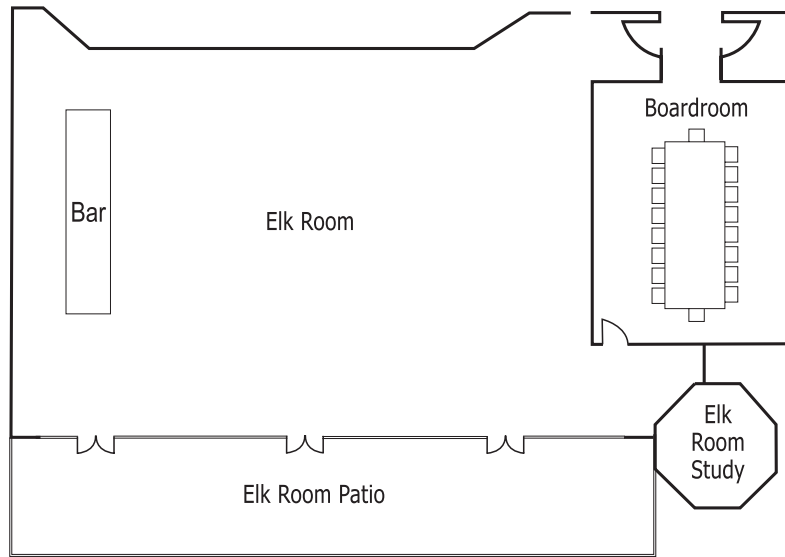
## Conference Center

Room	Dimensions	Sq. Feet	Banquet	Classroom	Theatre	U-Shape	Conference	Reception
Grand Libelle Ballroom	77' x 132'	10,164	840	640	1,495	N/A	N/A	1,350
Grand Libelle Ballroom A	77' x 44'	3,388	280	209	430	84	40	350
Grand Libelle Ballroom A & B	77' x 66'	5,082	420	308	680	93	40	580
Grand Libelle Ballroom B & C	77' x 44'	3,388	280	209	680	84	40	350
Grand Libelle Ballroom B	not an option alone							
Grand Libelle Ballroom C	not an option alone							
Grand Libelle Ballroom A-C	77' x 88'	6,776	560	416	935	N/A	N/A	810
Grand Libelle Ballroom B-F	77' x 88'	6,776	560	416	935	N/A	N/A	810
Grand Libelle Ballroom C-F	77' x 66'	5,082	420	308	680	93	N/A	580
Grand Libelle Ballroom D	25' 8" x 44'	1,129	80	60	120	48	40	90
Grand Libelle Ballroom E	25' 8" x 44'	1,129	80	60	120	48	40	90
Grand Libelle Ballroom F	25' 8" x 44'	1,129	80	60	120	48	40	90
Grand Libelle Ballroom D & E	51' 4" x 44'	2,258	160	140	275	60	40	200
Grand Libelle Ballroom E & F	51' 4" x 44'	2,258	160	140	275	60	40	200
Grand Libelle Ballroom D-F	77' x 44'	3,388	280	209	432	84	40	350
Grand Libelle Parlor	41' x 29' 2"	1,095						
Grand Libelle Ballroom Foyer	23' 4" x 103'	2,400						
Palm Garden Ballroom	68' x 110' 8"	7,526	600	440	1,000	N/A	N/A	1,000
Palm Garden Ballroom A	68' x 37'	2,516	180	160	220	56	64	260
Palm Garden Ballroom A & B	68' x 55' 4"	3,763	280	200	400	N/A	N/A	430
Palm Garden Ballroom B & C	68' x 37'	2,516	180	160	220	56	64	260
Palm Garden Ballroom B	not an option alone							
Palm Garden Ballroom C	not an option alone							
Palm Garden Ballroom A-C	68' x 74'	5,032	400	336	600	N/A	N/A	600
Palm Garden Ballroom B-F	68' x 74'	5,032	400	336	600	N/A	N/A	600
Palm Garden Ballroom C-F	68' x 55' 4"	3,763	280	224	400	N/A	N/A	430
Palm Garden Ballroom D	22' 8" x 37'	839	50	40	70	30	25	70
Palm Garden Ballroom E	22' 8" x 37'	839	50	40	70	30	25	70
Palm Garden Ballroom F	22' 8" x 37'	839	50	40	70	30	25	70
Palm Garden Ballroom D & E	45' 4" x 37'	1,677	120	96	150	46	46	150
Palm Garden Ballroom E & F	45' 4" x 37'	1,677	120	96	150	46	46	150
Palm Garden Ballroom D-F	68' x 37'	2,516	180	160	220	56	64	260
Palm Garden Foyer	110' x 22'	2,420						
Foyer	68' x 9'	612						
Villa Gottfried Room	40' x 60'	2,400	180	144	200	56	64	240
Villa Gottfried Room A	40' x 60'	1,200	80	60	80	32	30	100
Villa Gottfried Room B	40' x 60'	1,200	80	60	80	32	30	100
Villa Gottfried Parlor	31' x 37'	1,147						
Villa Gottfried Foyer	20' 3" x 101'	2,078						

★ Meeting capacities represent 3 people per 6-ft table.



**Second Level**



Meeting / Banquet Rooms

Room	Dimensions	Sq. Feet	Banquet	Classroom	Theatre	U-Shape	Conference
Elkhart Lake Ballroom	45' x 80'	3,600	220	200	260	--	--
Elkhart Lake Ballroom A	45' x 32'	1,440	60	80	90	30	36
Elkhart Lake Ballroom B	45' x 48'	2,160	150	110	140	39	42
Crystal Lake Room	32' x 50'	1,600	120	110	150	39	42
Crystal Lake Room A	32' x 25'	800	60	50	80	24	30
Crystal Lake Room B	32' x 25'	800	60	50	80	24	30
Turtle Bay	16' x 28'	448	30	24	30	15	20
Elk Room	42' x 48'	2,016	144	--	--	--	---
Board Room	16' x 28'	448	20	--	--	--	20
Lake View Room	15' x 40'	600	50	--	--	--	--

Osthoff Grounds / Gazebo For setup and capacity information, contact an Osthoff Sales Representative.

Premier Suites For setup and capacity information, contact an Osthoff Sales Representative.